

The Needles Group Information & Safety Pack



N8019/R7.0

1st April 2026

The Needles Landmark Attraction, Alum Bay, Isle of Wight, PO39 0JD

Tel: 01983 752401

E-mail: bookings@theneedles.co.uk

Website: www.theneedles.co.uk

A division of Heritage Attractions Limited part of the Heritage Great Britain PLC Group

Registered Office: 5th Floor, 88 Church Street, Liverpool L1 3HD

The Needles – Landmark Attraction	Issue DA04	Date:- 24-2-26
GROUP INFORMATION PACK		Form No: N8019

Registered No. 3741747 ~ VAT No. 726 9548 92

Contents

Contents & Introduction.....	2
Welcome & Your safety.....	3
Brief History.....	4-5
Marconi.....	6
Contact information (site).....	7
Site Prices.....	8
Alum Bay Glass Making Shop & Studio.....	9
Isle of Wight Sweet Manufactory.....	10
The Sand Shop.....	11
The Coloured sands of Alum Bay.....	12
The Chairlift.....	13
4D Cinema.....	14
Jurassic Golf.....	15
Childrens Rides.....	16
Risk Assessments.....	17-62
Alum Bay Glass.....	17-19
Sweet Factory.....	20-23
Sand Shop.....	24-26
Alum Bay Cliffs & Beach.....	27-29
Chairlift.....	30-38
4D Cinema.....	39-42
Jurassic Golf.....	43-46
Tea Cups.....	47-51
Carousel.....	52-56
Jeep Safari.....	57-62
Accessibility Statement.....	63
Ride inventory.....	64-65

Introduction

Inside this pack you will find:

- Information on the Attractions available at The Needles Landmark Attraction and how they fit in within the curriculum.
- Written instructions for your visit
- Contact Information
- Risk Assessments

Please take the time to read this information it is designed to help make your visit a safe and enjoyable one.

The Needles – Landmark Attraction	Issue DA04	Date:- 24-2-26
GROUP INFORMATION PACK		Form No: N8019

Welcome

Welcome to The Needles Landmark Attraction– The Isle of Wight’s most visited tourist attraction. Located at the most westerly tip of the Isle of Wight, The Needles is famous for the three chalk stacks called The Needles and the lighthouse which was manned until 1994. Also, home to Alum Bay’s, world renowned multicoloured sand cliffs. Set in heritage coastline, offering a range of attractions for all, The Needles has a spectacular chairlift which carries people to the beach and provides marvellous views of the Islands famous landmark and the naturally coloured sand cliffs.

On the beach there is the opportunity to take a boat trip for a closer look at the dramatic rocks and lighthouse (bookings for boats must be made with Needles Pleasure Cruises). Whilst on the boat you are provided with the best and closest view of The Needles Rocks and Lighthouse, you also experience an alternative and complete view of the unique sand cliffs. Back at the cliff top, visit the sand shop and create your own unique sand souvenir. At Alum Bay Glass you can watch skilled glassmakers making beautiful glassware and for those with a sweet tooth, master sweet makers demonstrate the art of traditional sweet making at the Isle of Wight Sweet Manufactory.

With many activities meeting the key stage education criteria a visit to The Needles is not only fun but educational too.

Height and age restrictions apply on certain attractions.

The Needles has full catering and retail facilities.

Your Safety

We endeavour to provide a safe and healthy environment for all visitors to our site as far as is reasonably practicable, and to ensure that the work of our staff and contractors does not in any way jeopardise the health and safety of visitors. The responsibility for the safety of visitors should be seen as one that is shared between The Needles and the individual visitor.

The Needles takes reasonable measures to minimise risks and you can help us ensure your own safety by observing all notices and signs relating to this subject during your visit and by following any instructions given by our staff.

Please also ensure that children are properly supervised at all times and wear appropriate clothing and footwear.

Personal collection of sand and/or climbing on the cliffs is strictly prohibited on safety grounds, please pay attention to the safety notice(s) displayed on the beach and surrounding area. When visiting the beach / cliff area please take note of the weather forecasts, conditions and tides by being properly equipped for the weather.

Geological Surveys

Special terms and conditions apply to surveys / training in this area. Please enquire if this applies to your group.

The Needles – Landmark Attraction	Issue DA04	Date:- 24-2-26
GROUP INFORMATION PACK		Form No: N8019

Brief History

The Needles, Alum Bay and surrounding area have a long and varied history. There are many famous people in history who have been inspired and influenced by The Needles and surrounding area of the West Wight.

The Needles:- Since Victorian times visitors have been attracted to Alum Bay to marvel at its geological wonders. At the time access to the beach was via a path through the Chine. Now visitors like to take the Chairlift for an exhilarating ride offering spectacular views of the coloured cliffs, The Needles Rocks and Lighthouse.

By 1830 Alum Bay was established as an essential locality to visit during a holiday to the Island. The journey across the island to its relatively wild western extremity must have been long and uncomfortable. The main overnight accommodation for visitors staying at Alum Bay was a hotel situated about three quarters of a mile inland. This earliest hotel known has 'The Needles Hotel' and 'Groves Hotel' which later become a guest house and was renamed Alum bay House in around 1894 this is now a private residence. In 1860 a new hotel named 'The Royal' (later 'The Royal Needles Hotel') was built on the cliff top overlooking Alum Bay and The Needles rocks. This building was destroyed by fire in 1909.

In 1873 a pier was built in order to accommodate the many steamers who'd bring growing numbers of people from around the south coast and the island. The pier unfortunately collapsed in 1942 leaving little sign today.

Robert Hooke:- was born in 1635 in Freshwater. In 1660, Hooke discovered the law of elasticity which bears his name and led to the development of the balance spring or hairspring, which for the first time enabled a portable timepiece – a watch – to keep time with reasonable accuracy.

Alfred Lord Tennyson:- became a resident of the area in 1853, when he and his family began renting Farringford House (situated 2.5 miles away).

A compulsive walker, he would climb daily onto High Down (later given the name Tennyson Down), where two of his most famous works were penned (The Charge of the Light Brigade and Enoch Arden). Tennyson had many famous and influential visitors at Farringford, including Prince Albert, Garibaldi and Julie Margaret Cameron.

Julie Margaret Cameron:- The Camerons first rented lodgings in Freshwater in 1857, and then, in 1860, bought two houses and knocked them together to form Dimbola lodge (located three miles away @ Freshwater Bay). It was there that Julia Margaret learnt photography.

The Needles – Landmark Attraction	Issue DA04	Date:- 24-2-26
GROUP INFORMATION PACK		Form No: N8019

The Palmerston Forts:- are a group of forts and associated structures built during the Victorian period. The name comes from their association with Lord Palmerston, who was Prime Minister at the time and promoted the idea.

The structures were built as a response to a perceived threat of a French invasion. The works were also known as Palmerston's Follies, and by the time they were completed, in 1870 the threat (if it had ever existed) had passed.

The defences on the Isle of Wight were built to protect the approaches to the Solent, Southampton and Portsmouth. They consist of three separate groups, those at the western end of the island, those at the eastern end, and four built in the Solent. There were ten Forts/Follies scattered around the West Wight of which three were located in and around The Needles;- The Needles Old and New Battery and Hatherwood Battery. All of these remain open to the public, however whilst both Needles Batteries are in good state of repair and virtually as they were intended, Hatherwood is just a collection of ruins overlooking the north side of Alum Bay.

Guglielmo Marconi: - The Marconi Company built a small wireless transmitting station here in 1897 at the site of the then hotel. Experimental transmissions gradually increasing in distance began with a message being sent to a tug in the bay progressing to steamers some forty miles away. It was from here in 1898 that the very first commercial Marconigram was sent to Osborne house, the home of the then Queen Victoria. And so, the forerunner of our mobile phone was born!

Black Knight Rocket testing: - between the years of 1950 and 1960 a secret rocket testing facility was situated just above the old Battery overlooking Alum Bay.

The remains of the High Down test site are a rare example of a 1950s British rocket test facility, built at a time when the country was amongst a handful of nations at the forefront of rocket and missile technology.

The site is now under the ownership of the National Trust, who also own the neighbouring Needles old Battery.

Curriculum matches & Key stage levels.

English – Reading - (Comprehension) KS2L /U & KS3

English – Writing - (Composition) KS2L/U & KS3

Geography – Human & Physical - (Human Geography) KS2U/ KS3

History – Local History (Changes in the past) KS2L /U & KS3

Personal, Social, Health & Economic Education – Health & wellbeing (staying safe)

The Needles – Landmark Attraction	Issue DA04	Date:- 24-2-26
GROUP INFORMATION PACK		Form No: N8019

Marconi

Guglielmo Marconi: - was born on 25 April 1874 in Bologna, Italy. During his early years, Marconi had an interest in science and electricity before moving towards radio waves. He began experimenting in Italy but finding little interest or appreciation for his work in Italy, Marconi travelled to London in early 1896 at the age of 21.



The first permanent wireless station in the world was set up in 1897 here at The Needles, in the grounds of the then Royal Needles Hotel (a monument marks the spot close to the cliff).

The site at Alum Bay was carefully chosen to give Marconi maximum length of open water to the mainland in order that similar ranges already achieved could be bettered. In 1897 Marconi registered his company as the Wireless Telegraph and Signal Company.



The first radio transmission from Alum Bay took place on 6th December 1897, a successful first in communication with two hired ferry boats and then with a station set up at Madeira House in Bournemouth on the mainland.

Many of Marconi's early aerial developments were pioneered here, with mast lengths varying between 3ft & 8ft offering a variety of ranges. Experimental transmissions gradually increasing in distance began with a message being sent to a tug in the bay progressing to steamers some forty miles away. It was from here in 1898 that the very first commercial Marconigram was sent to Osborne house, the home of the then Queen Victoria.

In 1900 the site was moved to Niton, Ventnor, from where in 1901, Marconi achieved communication over 198 miles between the Isle of Wight and the Lizard in Cornwall. This was a fitting limbering-up exercise for his marathon transatlantic attempt. It was a huge gamble in both scientific and financial terms for Marconi and his infant company.

The transatlantic attempt was successful and so the forerunner of our mobile phone was born.



The Needles – Landmark Attraction	Issue DA04	Date:- 24-2-26
GROUP INFORMATION PACK		Form No: N8019

Contact Information

BOOKINGS

All bookings for The Needles should be made via telephone or email. Alum Bay Glass and The Sweet Manufactory require booked time slots. Please also advise if you wish to visit The Chairlift and Sand Shop (no specific time required for these).

Address: The Needles Landmark Attraction, Alum Bay, Isle of Wight. PO39 0JD

Tel: 01983 752401

e-mail: bookings@theneedles.co.uk

web: www.theneedles.co.uk

Company Information:

The Needles Landmark Attraction is a division of Heritage Attractions Limited part of the Heritage Great Britain PLC Group.

Registered Office:: 5th Floor, 88 Church Street, Liverpool L1 3HD Registered No. 3741747 VAT No. 726 9548 92

Site Plan & Muster Points



The Needles – Landmark Attraction	Issue DA04	Date:- 24-2-26
GROUP INFORMATION PACK		Form No: N8019

Site Prices & Information

Attractions Prices	Adult	Supersaver Tokens	Child	Supersaver Tokens
Chairlift One Way	£6.00	6	£5.00	5
Chairlift Return *	£11.00	11	£8.00	8
Jurassic Golf	£6.00	6	£6.00	6
4D Cinema	£5.00	5	£5.00	5
Jeep Safari	£5.00	5	£5.00	5
Games Kiosks (per game)	£4.00	4	£4.00	4
Carousel	£4.00	4	£4.00	4
Teacup Ride	£4.00	4	£4.00	4
Alum Bay Glass *	£3.00	3	£3.00	3
Sweet Manufactory *	£3.00	3	£3.00	3
SUPERSAVER TICKET BOOK OF 15	£12.00			
Savings	20%		20%	

Chairlift - Safety Regulations apply to the use of the Chairlift see page 13.

The Supersaver tickets can be used on any ride and each ticket is equivalent to £1.

Please Note: All prices shown on this page are accurate at time of publication.

***School Group Rate:** *Group rate applies for groups 25+*

- Chairlift Return £7.50 Per Adult Return £5.25 Per Child Return

- Chairlift Single £4 one way per person

- ABG & Sweets £2 per person per demonstration

- Sand (select shapes available) please email: bookings@theneedles.co.uk for sand order form

If you wish to do any other activities, please email to discuss discounts.

***Adult Only Group Rate:** *Group rate applies for groups 25+*

Chairlift Return £8.80.

The Needles – Landmark Attraction	Issue DA04	Date:- 24-2-26
GROUP INFORMATION PACK		Form No: N8019

Alum Bay Glass Making Studio & Shop



Welcome to one of the longest established glass making studios in the country, we've been making fine handmade quality glass since 1972 and are the oldest functioning glass manufacturers on the Isle of Wight.



Come and watch us making our range of handmade glass from perfume bottles to functional glassware. Be amazed whilst watching the glassmaking skills and listen to our live informative commentary whilst the shapes are created. Live talks and demonstrations are regularly available through the main season but are subject to change at short notice. Group bookings are welcomed but please phone or email well in advance to ensure a place.

Group Leaders **MUST** report to Alum Bay Glass Studio reception before entering the studio with their party, this is to enable us to assess your needs and make your visit an enjoyable experience. School Party timekeeping is important please book in 5-10 minutes prior to allocated time.

Please note that although the Studio Gallery can hold 100 people, for comfortable viewing we recommend that individual groups should not exceed 70 persons. Whilst waiting for entry to the studio we ask that your party waits orderly leaving room for other guests to pass.

The Alum Bay Glass Making Studio uses a number of furnaces in the production of glass; subsequently temperatures in the studio can reach high levels. Visitors are advised to remove unnecessary outer clothing whilst viewing the demonstrations.



For safety reasons do not allow your students to lean or climb the railings in the glass-making studio and we do not permit eating, drinking whilst on the premises.

Curriculum matches & Key stage

levels.

Science – Chemistry - (Everyday materials) KS1 Science–Chemistry-(States of matter) KS2L

Science – Chemistry - (Properties & changes of Materials) KS2U

Science – Chemistry - (Physical changes: of Energy in matter) KS3

Science – Chemistry - (States of matter) KS2L

Science – Chemistry - (Atoms, Elements, and Compounds) KS3

Group Behaviour:

Because of the nature of the goods in the shop please ensure that the members of your party carefully carry their backpacks and ensure that children are supervised at ALL times during their visit both to the studio and shop.

The Needles – Landmark Attraction	Issue DA04	Date:- 24-2-26
GROUP INFORMATION PACK		Form No: N8019

Isle of Wight Sweet Manufactory



The Isle of Wight Sweet Manufactory is fully stocked with a wide range of “Island Maid” sweets, from Hard Boiled Humbugs to “melt in the mouth” mints. We also stock a delicious range of Pick ‘n Mix to suit all ages.

All sweets produced on site are made of the finest ingredients for the best quality, and only contain natural flavours and colours.

A visit to our sweet making demonstrations includes a talk explaining every step of our sweet making process, after which freshly made sweets are brought out for our customers to sample.



Curriculum matches & Key stage levels.

Science – Chemistry - (States of matter) KS2L

Science – Chemistry - (Properties & changes of Materials) KS2U

Science – Chemistry - (Physical changes: of Energy in matter) KS3

Science – Chemistry - (Atoms, Elements, and Compounds) KS3

Group bookings are welcomed but please book well in advance to ensure a place. School Party timekeeping is important please book in 10 minutes prior to allocated time. Group Leaders MUST report to the Sweet Manufactory reception before entering the studio with their party; this is to enable us to assess their needs and make the visit an enjoyable experience.

For the younger children only, we have provided a raised platform to enable them to watch the viewing comfortably.

Whilst waiting for entry to the Sweet Manufactory please ensure that your party does not block the area adjacent to the entrance.



Please note that the Viewing Gallery takes 100 people at any one time. For safety reasons we do not permit eating, drinking or smoking whilst on the premises. Students must be supervised at all times.

Our shop stocks a wide variety of sweets please use the scoops provided when selecting from the Pick ‘n Mix section.

IMPORTANT NOTE:

Please be aware that some sweets may contain traces of nuts. Glucose is a wheat derived.

The Needles – Landmark Attraction	Issue DA04	Date:- 24-2-26
GROUP INFORMATION PACK		Form No: N8019

The Sand Shop



Our aim of making the coloured sands available to everyone has been achieved through the do-it-yourself and ready-made Sand Shop. Once upon a time hardy visitors descended the steep chine to scrape the different coloured sands from the privately owned cliffs, which crumble at the touch. This is now prohibited due to Health & Safety concerns.

The 21 recognised colours of sand are professionally collected then finely ground and dried in our ovens. They are put into open containers in the sand shop to allow people of all ages to make up their own mix of coloured sand layers and thus create their own unique souvenirs. All of our sands are verified by Trading Standards as genuine and we do not import sand materials or use any artificial colourings.



Curriculum matches & Key stage levels

Geography –(Physical Geography) KS2L
 Geography –(Physical Geography) KS2U

Group leaders MUST report to a supervisor before entering the shop with their party; this is to enable us to assess their needs and to make the visit an enjoyable experience.

To ensure the quality finish of a sand ornament, all instructions given with regard to filling sand shapes should be followed.

Children’s Behaviour:

Children must be supervised at all times.

A great deal of time and effort has gone into preparing the sand for use and for safety reasons and customer comfort we cannot allow sand to be thrown, mixed or otherwise misused.

To prevent ingestion and contamination of sand we do not allow food or drink to be consumed in the shop.

Personal collection of sand and/or climbing on the cliffs is strictly prohibited on safety grounds; please pay attention to the safety notice(s) displayed on the beach and surrounding area. When visiting the beach/cliff area please take note of the weather forecasts, conditions and tides by being properly equipped for the weather.



Please note: To enable parties to get the maximum fun out of filling their sand shapes at least half an hour should be allowed for groups to go through the Sand Shop.

The Needles – Landmark Attraction	Issue DA04	Date:- 24-2-26
GROUP INFORMATION PACK	Form No: N8019	

The Coloured Sands of Alum Bay

The coloured sands first started to be recorded about 1780 and filled shapes were available from very early on. An account of the sands was published in 1816 “.... The tints of the cliffs are so bright and so varied that they have not the aspect of anything natural. Deep purplish red, dusky blue, bright ochreous yellow, grey nearly approaching to white, and absolute black succeed each other as sharply defined as the stripes in silk; and after rains, the sun, which from about noon till his setting in summer, illuminates them more and more, gives a brilliancy to some of these as resplendent as the bright lights on real silk”.

Red Sands	The red colour is imparted by the red mineral haematite, chemically: iron oxide Fe_2O_3), which in small quantities usually forms a thin film or skin around each individual 'sand grain'. In larger amounts the haematite is present as distinct earthy particles. This mineral was not deposited with the sand but was formed later by chemical alteration of the mineral pyrite, (chemically: iron sulphide, $Fe S$). It is not known whether this original pyrite was present in the sand at its formation or whether it occurred in nearby iron-rich clays and was carried subsequently, after alteration to haematite, by percolating ground water.
White Sands	The white sands are made up solely of rounded fragments of the mineral quartz together with small amounts of feldspar and mica. No other minerals are present as impurities give colour to these pure sands thus the 'whiteness' is due solely to the quartz, feldspar and mica.
Green Sands	The colour of these sands results from the presence of the green mineral glauconite. This mineral, (chemically: a complex silicate of potassium, iron and aluminium), was formed during the deposition of the sand in the Eocene sea. Small amounts result in a light grey to light green colour; larger proportions give a definite green.
Black Sands	The black colour is caused by small particles of Carbon. This carbon, originating from the decomposition and disintegration of animal and plant remains, became incorporated in the sand at the time of its accumulation. Small amounts of carbon result in a grey sand; moderate quantities are needed to produce a good black colour.
Yellow / Brown Sands	The colours of these sands are caused by the mineral limonite, (chemically: hydrated iron oxide. $Fe_2O_3 \cdot H_2O$). This is an iron mineral chemically similar to haematite but with the addition of chemically combined water. As with haematite, small quantities of this mineral usually form films round the 'sand grains'; larger amounts are concentrated as distinct particles. Like haematite this mineral was also formed some time after the deposition of the sand by the alteration of original pyrite.
Variations	Only five main groups of colours have been described. Within most of these groups there are fine graduation and differences of hue, which are produced by varying concentrations of the colouring materials, e.g. a small quantity of haematite produces a light red; large amounts result in purplish-reds and crimsons. In addition to this, variation in colour occur in sands of different grain sizes, and amounts to a range of 21 different shades of colour available
Blue Sands	It is of interest to note that in spite of the great variety and range of colours and various Victorian quotations, the colour blue is conspicuously absent.
Colours Available	In the past it was the practice to actively scoop the sand from the cliffs but in an effort to preserve the environment this has now ceased and only naturally occurring cliff falls provide a source for the sand used so the number of available colours can vary from year to year – it is also for this reason and that of safety that collecting of sand by the public has been banned. Teams of specially trained staff from The Needles collect the sand at the end of the season and this is then finely ground and dried in our ovens during the winter to make it ready for use the following season.
The Sand Myths	There are many myths covering the colouring of the sands some of the more popular are: <ul style="list-style-type: none"> • It blows in from the Sahara and lands in nicely coloured stripes • The Coastguard Helicopter spray paints the sands every winter • It's imported from China and placed on the cliffs

The Needles – Landmark Attraction	Issue DA04	Date:- 24-2-26
GROUP INFORMATION PACK		Form No: N8019

The Chairlift

Information regarding your visit to the Chairlift

It is a stunning experience when one first leaves the cliff top station to ride to the beach; the journey offers unsurpassed views of the coastline around Alum Bay; on a fine day it is possible to see Christchurch and beyond.

Technical data

The Chairlift at Alum Bay was opened in 1973 and has a capacity of 500 passengers per hour in each direction and to date well over 12 million people have used it. The chairlift travels 250 metres on the horizontal plane, rising 51 metres from the beach to the top of the chine. The endless galvanised steel rope of 519 metres is annually x-rayed for faults. It is driven by a 30h.p. electric motor with a standby 15h.p. diesel engine.

Important Safety regulations apply to chairlift travel so please ensure that all of your group follow them. The rules are to comply with Health & Safety legislation and are for your personal safety. Any breach may result in you being barred from using the facility.



Using the Chairlift

Group leaders MUST report to the cashier before entering the chairlift entrance with your group.

Important Safety Regulations

1. A maximum of two people are allowed to travel in each chair.
2. Height restrictions apply: Unaccompanied people must be at least 1.4 metres.
3. People under 1.4 metres must be accompanied by a responsible adult who meets the height requirement.
4. For the purposes of the chairlift adult age commences at 18 years.
5. Babies unable to walk/stand unaided are not allowed to ride on the seat they must be carried by means of a forward facing harness. Baby in harness counts as one person.
6. Rucksacks must be worn on the front of the person.
7. Bouncing up and down in the chair is prohibited and is dangerous.
8. Passengers are not to stand up on the safety bar footrest.
9. Passengers must not lift the safety bar at any time whilst riding on Chairlift.
10. As the chairlift consists of an open two seater it may not be suitable for physically or other disabled persons. Discretion lies with The Needles employees. Please refer to our access statement for more information.
11. Smoking and drinking alcohol are not allowed on the chairlift.
12. Only passengers deemed fit to travel will be carried.

Please note: The chairlift may not run at times of inclement weather.

The Needles – Landmark Attraction	Issue DA04	Date:- 24-2-26
GROUP INFORMATION PACK		Form No: N8019

4D CINEMA – Jolly Roger



Family cinema that brings you an extra dimension in thrills!

This family theatre attraction, which shows short films in 4D, is the only one of its kind on the Isle of Wight. Imagine being drawn into an exciting world where everything you see is in 3D, everything you hear is in powerful surround sound and the 4th dimension lets you feel the action as it happens on screen.

Join us for the ultimate 4D Cinema experience and prepare for fun and surprises in our special effects theatre as the motion-simulator floor jiggles and shifts under you, with wind spray and bubbles blasting you.

With 4D cinema you don't just watch a movie – you feel like you're right there in the middle of the story.

The cinema consists of 36 standing spaces and 1 wheelchair space. *Age Restrictions apply: - For the use of children four years and above, under 8's must be accompanied by an adult.*



After surviving a shipwreck, Robinson Crusoe and his dog Aynsley are forced to make a new home on an uncharted island. Time passes, and his dreams of returning to England seem to come true when a passing ship comes to his rescue. But with a crew of nasty pirates as shipmates, Crusoe realizes that his life as a castaway wasn't all that bad! With some help from his parrot companion Friday, Crusoe plots a daring escape.

The Needles – Landmark Attraction	Issue DA04	Date:- 24-2-26
GROUP INFORMATION PACK		Form No: N8019

Jurassic Golf




Crazy Golf is always a fun filled activity for all the family, suitable for all ages and abilities.

Our prehistoric Jurassic Adventure Golf course features eleven 5 and 6-par holes set among imaginative water features and storyboards depicting a range of dinosaur species. Whether you happen to be an expert golfer or have never held a putter before, you're sure to have fun!

Grab yourself a putter and ball and aim for the hole, working your way around the obstacles of slopes bumps and more. Beat that par or even get a hole in one!

There is an element of climbing up and down steps, walking through narrow paths and over uneven surfaces in places.



The Needles – Landmark Attraction	Issue DA04	Date:- 24-2-26
GROUP INFORMATION PACK		Form No: N8019

Children's Rides

There are certain ride restrictions please see the safety signs at each ride.

Teacup ride

The Teacup ride is a fun family ride aimed at all ages. It consists of five cups each cup can comfortably take four passengers. Children under the age of 5 must be accompanied by an adult.

The Teacup ride spins around and each individual teacup is fitted with a wheel in order to control the amount of individual spin, so you can make spin as much or as little as you want.



Carousel

The carousel is without a doubt one of the most iconic fairground rides of all time, it is a true family favourite enjoyed and remembered by young and old. Children under the age of 5 must be accompanied by an adult.

The Carousel has a rotating platform with horses as seats, most of the horses raise up and down as the carousel is in motion, there are some that stay grounded to the platform.



Dino Jeep Safari

Let your young explorers drive themselves around this wonderfully crafted Dino safari experience. Each jeep consists of 2 seats. The front seat is for the driver, and the rear seat is only to be used by accompanying adult. The Jeeps are designed for children aged 4-12. Younger children may ride when accompanied by an adult but must be over 86cm in height. The driver will need to be able to sit and grip the steering wheel and use the right foot to operate the pedal. There is an element of climbing involved to alight and disembark.



The Needles – Landmark Attraction	Issue DA04	Date:- 24-2-26
GROUP INFORMATION PACK		Form No: N8019

ABG
Appendix 2

ABG Demonstration
HAZARD IDENTIFICATION SHEET

HAL143a/8019





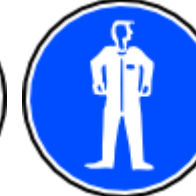



TASK – Glass Demonstration

COMPLETED BY –

	ACTIVITIES			
	H A Z A R D S	Viewing Glass Demonstration	Shopping in Glass Shop	
<ul style="list-style-type: none"> • Access to production area • Heat Exhaustion • Over Crowding 		Cuts from Handling Glassware		
Persons At Risk	Visitors	Visitors		

The Needles – Landmark Attraction	Issue DA04	Date:- 24-2-26
GROUP INFORMATION PACK	Form No: N8019	

Activity	Hazard	Persons at Risk	Before Controls			Control Measures in Place	After Controls				Other Possible Considerations
			(a)	(b)	(c)		(a)	(b)	(c)	(d)	
Viewing Glass Demonstration	Access to Production Area	Visitors	4	5	20	Control Barriers/Railings Designated Viewing Area Access to Production Area Locked	4	1	4	L	Authorised Personnel Only
Viewing Glass Demonstration	Heat Exhaustion	Visitors	3	3	9	Heat Extraction Unit in Operation Advice Given in Commentary	3	1	3	L	Temperature Continually Monitored
Viewing Glass Demonstration	Over Crowding	Visitors	4	3	12	Maximum Limit 100 at One Time	1	1	1	L	
Shopping in Glass Shop	Cuts from Handling Glassware	Visitors	3	2	6	Instruct All Visitors to Handle Goods Carefully and Where Possible Avoid Handling	3	1	3	L	All Goods Finished to the Highest Quality

Personal Protection Equipment to be used for task.							
							
							
✓	✓	✓		✓			



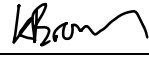
a = Severity of Risk: **b** = Likelihood of Risk **c** = Risk Rating: **d** = Evaluation

Risk Rating Between:

- 1 – 6 = **LOW RISK** - Very little action required other than verbal instructions during supervision.
- 8 – 10 = **MEDIUM RISK** - Control measures strictly monitored and improved if opportunities arise.
- 12 – 25 = **HIGH RISK** – Immediate action required. Work task should cease until complete removal of risk and extensive controls in place.

Initial Assessment carried out by: _____ ; Signature.....
 Date.....

Checked By: _____ ; Signature.....
 Date.....

Date of Review	Name	Signature
7-3-24	N. Bennett	
29-1-25	N. Bennett	
24-2-26	K. Brown	

The Needles – Landmark Attraction	Issue DA04	Date:- 24-2-26
GROUP INFORMATION PACK		Form No: N8019

CATERING

SWEET FACTORY DEMONSTRATIONS

HAL143a/8019

Appendix 2

HAZARD IDENTIFICATION SHEET

TASK – Sweet Demonstration

COMPLETED BY –

		ACTIVITIES			
H A Z A R D S	Watching demos				
	Heat				
	Overcrowding				
	Fire				
	Accessibility				
	Slips and trips				
	Unauthorised access to factory				
	Allergens				
Persons At Risk	Staff	Customers			

The Needles – Landmark Attraction	Issue DA04	Date:- 24-2-26
GROUP INFORMATION PACK	Form No: N8019	

Activity	Hazard	Persons at Risk	Before Controls			Control Measures in Place	After Controls				Other Possible Considerations
			(a)	(b)	(c)		(a)	(b)	(c)	(d)	
Watching demos	Heat	Customers Staff	3	3	9	<ul style="list-style-type: none"> Capacity limit. Adequate ventilation. Air conditioning. 	3	1	3	L	
Watching demos	Overcrowding	Customers	3	3	9	<ul style="list-style-type: none"> Capacity limit Additional space available for larger audiences. Staff to usher in audience to ensure adequate space. 	3	1	3	L	
Watching demos	Fire	Customers Staff	5	3	15	<ul style="list-style-type: none"> Staff trained in fire procedures. Fire detection and alarm system in place. All equipment monitored throughout demo. Staff to direct audience to exits and muster points. 	5	1	5	L	
Watching demos	Accessibility	Customers	3	3	9	<ul style="list-style-type: none"> Single level building. No steps. Raised platform for wheelchair users and smaller children. Talk available in print for those with hearing problems. 	3	1	3	L	

The Needles – Landmark Attraction	Issue DA04	Date:- 24-2-26
GROUP INFORMATION PACK	Form No: N8019	

Watching demos	Slips and trips	Customers Staff	3	3	9	<ul style="list-style-type: none"> • Daily checks. • Regular housekeeping. • Spillages cleaned immediately. • Door mat in place for wet weather. • Tiles kept in good order. • Walkways kept free of obstructions. 	3	1	3	L	
Watching demos	Unauthorised access to factory	Customers	3	3	9	<ul style="list-style-type: none"> • “Staff only” signs on factory doors. • Audience only admitted when demo ready to begin. • Factory and shop staff to monitor entrances. • Customers never left unattended. 	3	1	3	L	
Watching demo (Sampling sweets)	Allergens	Customers	4	3	12	<ul style="list-style-type: none"> • No animal products used. • No gluten. • No nuts or dairy products. 	4	1	4	L	(Sweet shop also sells products containing allergens, check ingredients for individual items)

The Needles – Landmark Attraction	Issue DA04	Date:- 24-2-26
GROUP INFORMATION PACK	Form No: N8019	

Retail

Sand Filling

HAL143a/8019

Appendix 2 HAZARD IDENTIFICATION SHEET





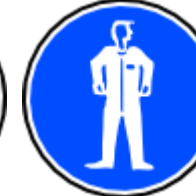



TASK – Sand Filling

COMPLETED BY –

		ACTIVITIES			
H A Z A R D S	Filling Sand Ornament				
	<ul style="list-style-type: none"> • Cuts Due to Mishandling of Glassware • Ingestion of Sand • Sand in the Eye 				
Persons At Risk	Visitors				

The Needles – Landmark Attraction	Issue DA04	Date:- 24-2-26
GROUP INFORMATION PACK	Form No: N8019	

Activity	Hazard	Persons at Risk	Before Controls			Control Measures in Place	After Controls				Other Possible Considerations
			(a)	(b)	(c)		(a)	(b)	(c)	(d)	
Filling Sand Ornament	Cuts Due to Mishandling of Glassware	Visitors	3	2	6	All Ornaments Checked For Defects. Instructions in Correct Handling	3	1	3	L	Large Percentage of Ornaments Plastic
Filling Sand Ornament	Ingestion of Sand	Visitors	3	2	6	No Food or Drink to be Consumed in Sand Shop. All Children to be Supervised.	3	1	3	L	
Filling Sand Ornament	Sand in The Eye	Visitors	3	3	9	All Children to be Supervised. Throwing of Sand Strictly Prohibited.	3	1	3	L	

Personal Protection Equipment to be used for task.							
							
							
✓	✓	✓		✓			

a = Severity of Risk: b = Likelihood of Risk c = Risk Rating: d = Evaluation

Risk Rating Between:



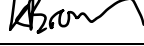
- 1 – 6 = **LOW RISK** - Very little action required other than verbal instructions during supervision.
- 8 – 10 = **MEDIUM RISK** - Control measures strictly monitored and improved if opportunities arise.
- 12 – 25 = **HIGH RISK** – Immediate action required. Work task should cease until complete removal of risk and extensive controls in place.

Initial Assessment carried out by: _____ ; Signature.....

Date.....

Checked By: _____ ; Signature.....

Date.....

Date of Review	Name	Signature
7-3-24	N. Bennett	
29-1-25	N. Bennett	
24-2-26	K. Brown	

The Needles – Landmark Attraction	Issue DA04	Date:- 24-2-26
GROUP INFORMATION PACK	Form No: N8019	

Appendix 2 HAZARD IDENTIFICATION SHEET

Alum Bay Cliff & Beach

HAL143a/8019

TASK – Alum Bay Cliff & Beach

COMPLETED BY –

HAZARDS	ACTIVITIES			
	Persons At Risk	Personal Collection of Sand From The Beach	Using Alum Bay Beach	
	<ul style="list-style-type: none"> Burial Beneath Cliff Fall 	<ul style="list-style-type: none"> Slipping on Pebbles Falling From Cliffs 		
	Visitors	Visitors		

The Needles – Landmark Attraction	Issue DA04	Date:- 24-2-26
GROUP INFORMATION PACK	Form No: N8019	

Activity	Hazard	Persons at Risk	Before Controls			Control Measures in Place	After Controls				Other Possible Considerations
			(a)	(b)	(c)		(a)	(b)	(c)	(d)	
Personal Collection of Sand From The Beach	Burial Beneath Cliff Fall	Visitors	5	4	20	Warning Signs in Place. Barrier Tape Limiting Access to Cliffs. No Personal Collections Permitted	5	1	5	L	Staff Monitoring Cliffs
Using Alum Bay Beach	Slipping on Pebbles	Visitors	4	2	8	Warning Signs in Place	4	1	4	L	Review Incidents
Using Alum Bay Beach	Falling From Cliffs	Visitors	5	3	15	Warning Signs in Place. Barrier Tape Limiting Access to Cliffs.	5	1	5	L	Review Incidents

The Needles – Landmark Attraction	Issue DA04	Date:- 24-2-26
GROUP INFORMATION PACK		Form No: N8019

ATTRACTIONS

CHAIRLIFT OPERATIONAL

NA5001

Appendix 2 HAZARD IDENTIFICATION SHEET

TASK – Chairlift operation

COMPLETED BY – M Paul

	ACTIVITIES			
	Loading	Unloading	Travelling	Staffing
H A Z A R D S	Impact from chairs	Impact from chair	Containment of children	Extreme temps
	Impact from safety bar	Impact from safety bar	Containment of toddlers/babies	Manual handling
	Entrapment & Entanglement	Slips and trips	Customers raising safety bar	Violence & aggression
	User with physical impairments		Falling from chair	Megaphone use (hearing damage)
	Users with cognitive impairments		Mechanical failure	
	Language barriers		Horseplay	
	Containment of children		Falling items	
	Slips and trips			
Persons At Risk	Customers	Customers	Customers Staff Public	Staff

The Needles – Landmark Attraction	Issue DA04	Date:- 24-2-26
GROUP INFORMATION PACK	Form No: N8019	

Activity	Hazard	Persons at Risk	Before Controls			Control Measures in Place	After Controls				Other Possible Considerations
			(a)	(b)	(c)		(a)	(b)	(c)	(d)	
Loading passengers onto moving chairs.	Impact from being struck by chair.	Customer Staff	3	4	12	<ul style="list-style-type: none"> Staff Instruction - speech. Designated loading area. Only customers due to be loaded to be present on platform. Monitoring of queue. Designated E-Stop button (always manned). Trained staff only. 	3	1	3	L	
Loading passengers onto moving chairs.	Impact to head when lowering lap bar.	Customer	3	3	9	<ul style="list-style-type: none"> Staff Instruction - speech. Staff member to lower bar. Trained staff only. 	3	1	3	L	
Loading passengers onto moving chairs.	Entrapment of hands/fingers between side bar and lap bar.	Customers	2	3	6	<ul style="list-style-type: none"> Containments bars fitted to prevent access. Staff Instruction - speech. Staff member to lower bar. Trained staff only. 	2	1	2	L	
Loading /unloading physically impaired passengers onto moving chairs.	Impact from being struck by chair.	Customers	3	4	12	<ul style="list-style-type: none"> Customers must be able to walk from cash office to loading area unaided. Lift to be run on slow speed. Other station to be made aware of chair number. Trained staff only. Radios for communication between stations. Two operators where necessary. Restriction signage. 	3	1	3	L	

The Needles – Landmark Attraction	Issue DA04	Date:- 24-2-26
GROUP INFORMATION PACK	Form No: N8019	

Loading/unloading visually impaired passengers onto moving chairs.	Impact from being struck by chair.	Customers	3	4	12	<ul style="list-style-type: none"> • Staff instruction - speech. • Must be accompanied by a visually able adult. • Lift to be run on slow speed. • Other station to be made aware of chair number. • Trained staff only. • Radios for communication between stations. • Two operators where necessary. 	3	1	3	L	
Loading of passengers with cognitive impairments onto moving chairs.	Impact from being struck by chair.	Customers	3	4	12	<ul style="list-style-type: none"> • Must be accompanied by a responsible adult. • Lift to be run on slow speed. • Other station to be made aware of chair number. • Trained staff only. • Radios for communication between stations. • Two operators where necessary. 	3	1	3	L	
Loading of passengers with cognitive impairments onto moving chairs	Misadventure resulting from failure to understand instructions	Customers	3	4	12	<ul style="list-style-type: none"> • Must be accompanied by a responsible adult. • Lift to be run on slow speed. • Other station to be made aware of chair number. • Trained staff only. • Radios for communication between stations. • Two operators where necessary. 	3	1	3	L	
Loading of passengers with hearing impairments onto moving chairs	Misadventure resulting from failure to understand instructions	Customers	3	4	12	<ul style="list-style-type: none"> • Visual instructions relayed by operator. • Lift to be run on slow speed. • Pictorial signage. • Other station to be made aware of chair number. • Trained staff only. • Radios for communication between stations. 	3	1	3	L	

The Needles – Landmark Attraction	Issue DA04	Date:- 24-2-26
GROUP INFORMATION PACK	Form No: N8019	

Loading/unloading	Slips and trips	Customers Staff	4	3	12	<ul style="list-style-type: none"> Loading areas kept well maintained and free of obstructions. Clearly marked safe areas. Staff instruction. E-stop button manned always. 	4	1	4	L	
Loading of passengers with poor or no understanding of English.	Misadventure resulting from failure to understand instructions	Customers	3	4	12	<ul style="list-style-type: none"> Visual instructions relayed by operator. Pictorial signage. Trained staff only. Radios for communication between stations. If customer is part of a group with at least one English speaker try to communicate instructions via them. 	3	2	6	L	
Children under 1.4m travelling on chairlift.	Falling from chair.	Customers	4	4	16	<ul style="list-style-type: none"> Children under 1.4m to be accompanied by a responsible adult 18+. Restriction signage. Rules of travel signage. Trained staff only. 	4	1	4	L	
Children over 1.4m travelling on chairlift.	Falling from chair.	Customers	4	3	12	<ul style="list-style-type: none"> Containment bars fitted at sides of chairs. Gaps in backrest narrowed with additional bar. Staff training and observation. Megaphone for relaying warnings to travelling customers. Rules of travel signage. 	4	1	4	L	

The Needles – Landmark Attraction	Issue DA04	Date:- 24-2-26
GROUP INFORMATION PACK	Form No: N8019	

Toddlers travelling on chairlift.	Falling from chair.	Customers	4	5	20	<ul style="list-style-type: none"> • Children under 4 who can walk unaided may ride on adults lap or on seat next to adult.. • No other children to be carried on same chair. • Containment bars. • Restriction signage. • Rules of travel. • Staff training and observation. 	4	1	4	L	
Babies in arms travelling on chairlift.	Falling from chair.	Customers	4	4	16	<ul style="list-style-type: none"> • Babies in arms must be carried in front facing harness with British kite mark. • Rules of travel signage. • Trained staff. • Staff observation. 	4	1	4	L	
Travelling on chairlift - customers raising safety bar.	Falling from chair.	Customers	4	3	12	<ul style="list-style-type: none"> • Operator speech. • Trained staff. • Staff observation. • Rules of travel signage. • Megaphone to relay warnings. • Stop procedures. 	4	1	4	L	
Lowering/raising lap bar while loading/unloading chair.	Entanglement of clothing.	Operators. Customers.	2	4	8	<ul style="list-style-type: none"> • Trained staff only. • Staff observation. • Stop procedures. 	2	2	4	L	

The Needles – Landmark Attraction	Issue DA04	Date:- 24-2-26
GROUP INFORMATION PACK	Form No: N8019	





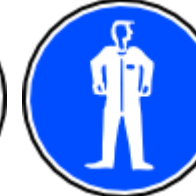



Travelling on chairlift.	Horseplay on moving chairs, bouncing or standing. Risk of falling or damage to property.	Customers.	4	3	12	<ul style="list-style-type: none"> • Operator speech. • Trained staff only. • Staff observation. • Rules of travel signage • Stop procedures. • Megaphone to relay warnings. 	4	1	4	L	
Travelling on chairlift	Items falling from chairs onto public below.	Customers. Staff. Public.	4	4	12	<ul style="list-style-type: none"> • Operator speech. • Trained staff only. • Rucksacks worn on front. One item of light luggage per person. Bags closed. • No food drink or smoking. • No pushchairs. • Staff observation. • Rules of travel signage. 	4	1	4	L	
Travelling on chairlift	Intoxicated customers causing risk of harm or injury.	Customers. Staff	4	3	12	<ul style="list-style-type: none"> • Staff training and observation. • Rules of travel signage. • Intoxicated customers to be prevented from travel. 	4	1	4	L	
Travelling on chairlift.	Medical conditions being exacerbated.	Customers.	4	2	8	<ul style="list-style-type: none"> • Staff training and observation. • Rules of travel signage. • Travel restriction signage, 	4	1	4	L	

The Needles – Landmark Attraction	Issue DA04	Date:- 24-2-26
GROUP INFORMATION PACK	Form No: N8019	

Travelling on chairlift.	Customer suffering medical episode during travel.	Customers.	4	2	8	<ul style="list-style-type: none"> • Staff training and observation. • Travel restriction signage, • Emergency procedures. • Stop procedures. 	4	1	4	L
Operation of chairlift in high winds.	Instability of chairs, impacting into trestles.	Customers.	4	4	16	<ul style="list-style-type: none"> • Chairlift not to operate in wind speeds over 30 knots. • Anemometer monitoring. • Staff training and observation. 	4	1	4	L
Operation of chairlift during lightning storms.	Electrocution/burns.	Customers. Staff.	5	3	15	<ul style="list-style-type: none"> • Chairlift suspended during storms. • All travelling customers unloaded. • Lightning conductors on trestles. • Diesel backup generator if electric supply interrupted. • Emergency procedures. 	5	1	5	L
Operation of chairlift.	Power failure – Electric, diesel	Customers. Staff.	2	3	6	<ul style="list-style-type: none"> • Staff training and observation. • Regular inspection and maintenance. • Daily safety checks. • Diesel backup generator and hydraulic system. • In case of failure of all drive systems coastguard/fire service to attend. • Emergency procedures. 	2	2	4	L
Operation of chairlift.	Communication breakdown between stations.	Customers	3	3	9	<ul style="list-style-type: none"> • Radios on separate channel. • Back up radios. • Earpieces to prevent noise interference. • Staff training. • Stop procedures. 	3	1	3	L

The Needles – Landmark Attraction	Issue DA04	Date:- 24-2-26
GROUP INFORMATION PACK	Form No: N8019	

Staffing	Extreme temperatures	Staff	3	3	9	<ul style="list-style-type: none"> • Staff rotation. • Shelter available. • Drinking water provided. • PPE: wet weather gear, sun screen, hats and glasses all available if required. 	3	1	3	L	
Staffing	Manual handling	Staff	3	4	12	<ul style="list-style-type: none"> • Staff training. • Minimum age of operators is 21. • Not suitable for staff with musculoskeletal issues. 	3	2	6	L	
Staffing	Violence and aggression	Staff	3	3	9	<ul style="list-style-type: none"> • Staff training. • CCTV • No lone working. • Duty manager to deal with complaints. 	3	1	3	L	
Megaphone use	Hearing damage	Staff Customers Public	3	3	9	<ul style="list-style-type: none"> • Trained staff only. • Not to be used within 3 metres of people. • Not to be pointed at people on either platform or walkways. 	3	1	3	L	

Personal Protection Equipment to be used for task.							
							
							




a = Severity of Risk: **b** = Likelihood of Risk **c** = Risk Rating: **d** = Evaluation

Risk Rating Between:

- 1 – 6 = **LOW RISK** - Very little action required other than verbal instructions during supervision.
- 8 – 10 = **MEDIUM RISK** - Control measures strictly monitored and improved if opportunities arise.
- 12 – 25 = **HIGH RISK** – Immediate action required. Work task should cease until complete removal of risk and extensive controls in place.

Initial Assessment carried out by: _____ ; Signature.....
 Date.....

Checked By: _____ ; Signature.....
 Date.....

Date of Review	Name	Signature
7-3-24	N. Bennett	
29-1-25	N. Bennett	
24-2-26	K. Brown	

The Needles – Landmark Attraction	Issue DA04	Date:- 24-2-26
GROUP INFORMATION PACK		Form No: N8019

ATTRACTIONS

4D CINEMA

NA5021

Appendix 2

HAZARD IDENTIFICATION SHEET

TASK – Use of 4D Cinema

COMPLETED BY – M Paul

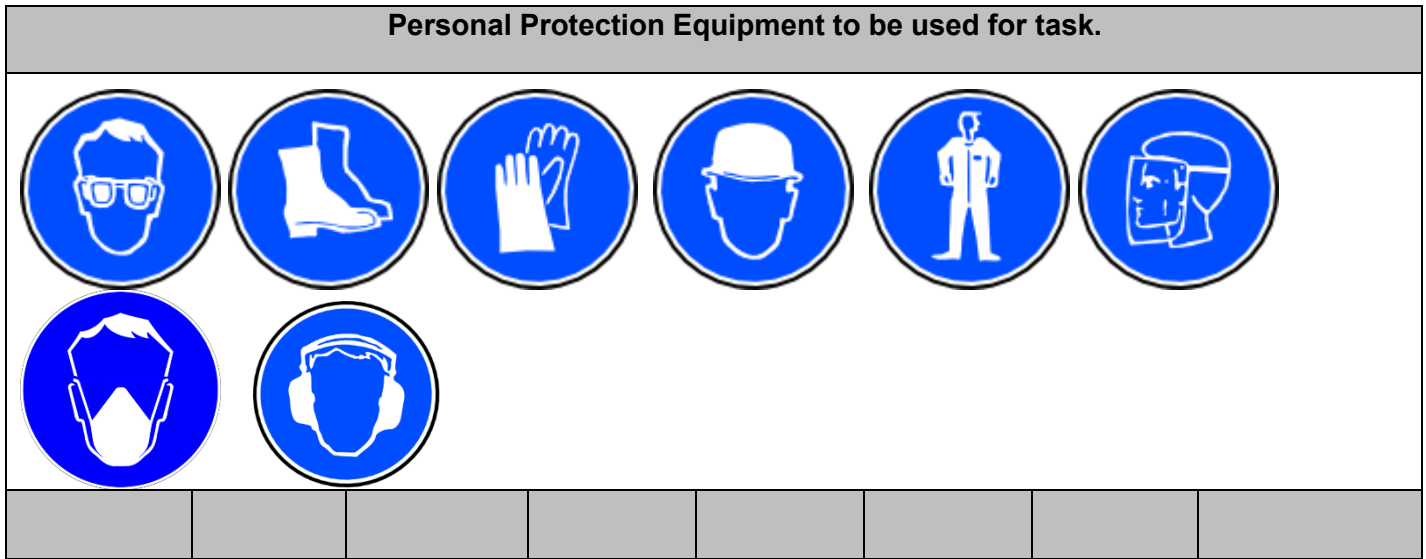
	ACTIVITIES			
		Use of building	Watching film	
H A Z A R D S	Impact from double doors	Epilepsy		
	Slips and trips	Jolting (with floor drops)		
	Claustrophobia and other medical issues	Bubbles/jets in eyes		
	Fire			
Persons At Risk	Staff Customers	Staff Customers		

The Needles – Landmark Attraction	Issue DA04	Date:- 24-2-26
GROUP INFORMATION PACK	Form No: N8019	

Activity	Hazard	Persons at Risk	Before Controls			Control Measures in Place	After Controls				Other Possible Considerations
			(a)	(b)	(c)		(a)	(b)	(c)	(d)	
General use of cinema	Fire	Customers Staff	5	3	15	<ul style="list-style-type: none"> Regular maintenance of equipment. Extraction to remove heat. Heat sensors/smoke alarm. Staff training. Fire evacuations procedures. Both exits kept free of obstruction. 	5	1	5	L	
General use of cinema	Impacts from double doors.	Customers Staff	3	4	12	<ul style="list-style-type: none"> Hooks to hold doors when open. Operator to open with caution in high winds. Yellow hatching to mark risk area. Staff to observe and ensure area kept clear. 	3	1	3	L	
General use of cinema	Slips, trips & falls.	Staff Customers	4	3	12	<ul style="list-style-type: none"> Not slip paint on entrance ramp. Staff to usher customers in and out. All walkways kept free of obstructions. Edge marking for steps. Doors to be kept open until everyone in position. Adequate light Back rest and handrail provided for viewers. 	4	1	4	L	
General use of cinema	Exacerbation of existing medical problems (Epilepsy, claustrophobia etc)	Customers	3	3	9	<ul style="list-style-type: none"> Access Statement. Pre film safety speech. Staff instruction. Trained staff only. Ensure staff meet health requirements. 	3	1	3	L	

The Needles – Landmark Attraction	Issue DA04	Date:- 24-2-26
GROUP INFORMATION PACK	Form No: N8019	

Watching film	Bubbles, liquid, air in eyes	Customers	3	2	6	<ul style="list-style-type: none"> Nozzles angled away from head height. Customers will be wearing 4d glasses. Staff training. Pre film safety speech. 	3	1	3	L	
Watching film	Injuries to younger children from floor drops etc.	Customers	3	3	9	<ul style="list-style-type: none"> No admittance to children under 4. Age 4 and above must be at least 1m tall. Staff training and instruction. Signage. 	3	1	3	L	



a = Severity of Risk: b = Likelihood of Risk c = Risk Rating: d = Evaluation

Risk Rating Between:

- 1 – 6 = **LOW RISK** - Very little action required other than verbal instructions during supervision.
- 8 – 10 = **MEDIUM RISK** - Control measures strictly monitored and improved if opportunities arise.
- 12 – 25 = **HIGH RISK** – Immediate action required. Work task should cease until complete removal of risk and extensive controls in place.

Initial Assessment carried out by: _____ ; Signature.....

Date.....

Checked By: _____ ; Signature.....

Date.....

Date of Review	Name	Signature
7-3-24	N. Bennett	
29-1-25	N. Bennett	
24-2-26	K. Brown	

The Needles – Landmark Attraction	Issue DA04	Date:- 24-2-26
GROUP INFORMATION PACK		Form No: N8019

ATTRACTIONS

JURASSIC GOLF

NA5029

Appendix 2

HAZARD IDENTIFICATION SHEET

TASK – Jurassic Golf

COMPLETED BY – M Paul





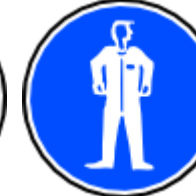



	ACTIVITIES			
	Playing mini golf	Cleaning course	Staffing course	
H A Z A R D S	Impact from ball	Slips and trips	Violence and aggression	
	Impact from club		Hot weather/sun	
	Slips trips and falls			
	Adverse weather			
	Hot weather/sun			
	Drowning			
	Electric shock			
	Violence and aggression			
Persons At Risk	Customers	Staff	Staff	

The Needles – Landmark Attraction	Issue DA04	Date:- 24-2-26
GROUP INFORMATION PACK	Form No: N8019	

Activity	Hazard	Persons at Risk	Before Controls			Control Measures in Place	After Controls				Other Possible Considerations
			(a)	(b)	(c)		(a)	(b)	(c)	(d)	
Playing golf	Impact from ball	Customers Staff Public	3	4	12	<ul style="list-style-type: none"> • Softer low bounce balls. • Putters only, no loft. • Basic safety rules given to customers. • Staff observation. 	3	2	6	L	
Playing golf	Impact from club	Customers Staff Public	3	3	9	<ul style="list-style-type: none"> • Rubber headed safety clubs. • Basic rules displayed. (no swinging clubs above waist height). • Staff observation. • Only players allowed on course. 	3	2	6	L	
Playing golf (Or working on course)	Adverse weather – wind/ice/lightning	Customers Staff	3	3	9	<ul style="list-style-type: none"> • Staff training. • Daily course check. • Closure in times of high winds 40mph+. • Closure during thunderstorms. • Staff to assess conditions if icy. 	3	1	3	L	
Playing golf (Or working on course)	Hot weather/sun	Customers Staff	3	2	6	<ul style="list-style-type: none"> • Shaded areas available. • Drinks available for customers, water available for staff. • Limit staff exposure in extreme heat. • Staff PPE: Sunscreen, hats and sunglasses available for those working outside. • Regular breaks. 	3	1	3	L	

The Needles – Landmark Attraction	Issue A04	Date:01/07/26
GROUP INFORMATION PACK	Form No: N8019	

Navigating course	Slips, trips and falls	Customers Staff	3	4	12	<ul style="list-style-type: none"> • Gradual gradients between levels. • Rope handrail for areas with small steps. • Surrounding paving maintained in good order and regularly inspected. • Daily housekeeping. 	3	2	6	L	
Navigating course	Water feature - drowning	Customers Staff	5	3	15	<ul style="list-style-type: none"> • Shallow depth of pool. • Rope fencing surround water feature. • No direct access. • Staff observation • Young children to be supervised by responsible adult. 	5	1	5	L	
Navigating course	Electric shock	Customers	5	2	10	<ul style="list-style-type: none"> • Concealed cabling. • No exposed connections. • IP rated low voltage equipment. • Daily visual inspection. • Scheduled wiring inspections 	5	1	5	L	
Staffing course	Violence & aggression	Staff	3	2	6	<ul style="list-style-type: none"> • Staff training. • 2 way radios for communication. • No lone working. • Zero tolerance policy. • Site bans for offenders. 	3	1	3	L	

Personal Protection Equipment to be used for task.							
							
							

a = Severity of Risk: **b** = Likelihood of Risk **c** = Risk Rating: **d** = Evaluation

Risk Rating Between:

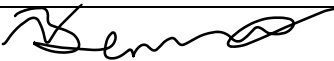

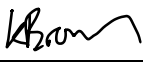
- 1 – 6 = **LOW RISK** - Very little action required other than verbal instructions during supervision.
- 8 – 10 = **MEDIUM RISK** - Control measures strictly monitored and improved if opportunities arise.
- 12 – 25 = **HIGH RISK** – Immediate action required. Work task should cease until complete removal of risk and extensive controls in place.

Initial Assessment carried out by: _____ ; Signature.....

Date.....

Checked By: _____ ; Signature.....

Date.....

Date of Review	Name	Signature
7-3-24	N.Bennett	
29-1-25	N. Bennett	
24-2-26	K. Brown	

The Needles – Landmark Attraction	Issue DA04	Date:- 24-2-26
GROUP INFORMATION PACK	Form No: N8019	

ATTRACTIONS

TEACUPS

NA5020

Appendix 2

HAZARD IDENTIFICATION SHEET

TASK – Teacups operational

COMPLETED BY – M Paul

	ACTIVITIES			
	Loading/unloading	Riding in	Operating/staffing	
H A Z A R D S	Slips & trips Young children Medical problems/disabilities	Fire Thrown/ejected riders Ride speed Standing whilst in motion Impact with moving platform/cups Horseplay	Sun/heat Slips and trips Violence & aggression	
	Persons At Risk	Customers Staff	Customers Staff Public	Staff

The Needles – Landmark Attraction	Issue DA04	Date:- 24-2-26
GROUP INFORMATION PACK	Form No: N8019	

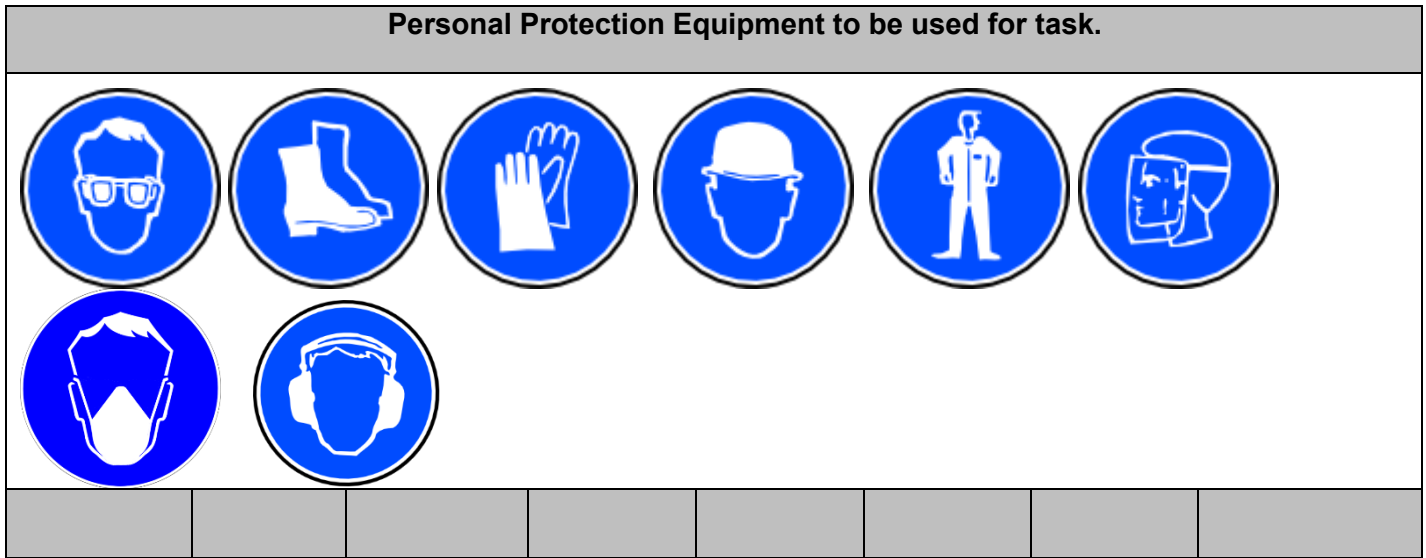
Activity	Hazard	Persons at Risk	Before Controls			Control Measures in Place	After Controls				Other Possible Considerations
			(a)	(b)	(c)		(a)	(b)	(c)	(d)	
Loading & unloading	Injury to young children	Customers	4	3	12	<ul style="list-style-type: none"> Children under 5 to be accompanied by responsible adult. Staff training. Restriction signage. 	4	1	4	L	
Loading & unloading	Slips & trips	Customers Staff	3	4	12	<ul style="list-style-type: none"> Slip resistant aluminium flooring. Edge marking on steps. Operators to ensure floor is kept clean and dry. 	3	2	6	L	
Ride in motion	Injury from moving platform	Customers Staff Public	4	3	12	<ul style="list-style-type: none"> Ride access gate closed when loaded. Queueing area outside of enclosure. Staff training and observation. Gate not to be opened until ride fully stopped. 	4	1	4	L	
Ride in motion	Aggravation of existing illness, injury or medical condition.	Customers	3	3	9	<ul style="list-style-type: none"> Ride restrictions. Staff training. Ride signage. 	3	2	3	L	

The Needles – Landmark Attraction	Issue DA04	Date:- 24-2-26
GROUP INFORMATION PACK	Form No: N8019	

Ride in motion	Standing or falling from teacup	Customers	4	4	16	<ul style="list-style-type: none"> • Staff training. • Fixed ride speed. • Ride must be observed at all times when in motion. • Ride rules relayed verbally and on signage. • E stop procedures. 	4	1	4	L	
Ride in motion	Thrown or ejected items/horseplay	Customers Staff Public	4	3	12	<ul style="list-style-type: none"> • Staff training and observation. • Initial verbal warning. • Ride to be stopped and evacuated if persistent offenders. 	4	1	4	L	
Staffing	Heat/Sun/Cold	Staff	3	3	9	<ul style="list-style-type: none"> • Staff rotation. • Shaded areas for breaks. • PPE: Sun hats, cream & glasses. Wet weather gear provided. 	3	1	3	L	
Staffing	Violence and aggression	Staff	3	2	6	<ul style="list-style-type: none"> • Staff training. • Supervision. • CCTV. • Duty manager to deal with complaints. 	3	1	3	L	
Ride in motion	Mechanical failure	Customers	4	3	12	<ul style="list-style-type: none"> • Regular inspection and maintenance. • Emergency procedures. • Staff training. • E stop fitted. 	4	1	4	L	

The Needles – Landmark Attraction	Issue DA04	Date:- 24-2-26
GROUP INFORMATION PACK	Form No: N8019	

General use of teacups	Fire	Customers	5	3	15	<ul style="list-style-type: none"> • Staff training. • Staff observation. • Area kept free of flammable materials/waste. • Emergency procedures. 	5	1	5	L	
		Staff									
		Public									



a = Severity of Risk: **b** = Likelihood of Risk **c** = Risk Rating: **d** = Evaluation

Risk Rating Between:

- 1 – 6 = **LOW RISK** - Very little action required other than verbal instructions during supervision.
- 8 – 10 = **MEDIUM RISK** - Control measures strictly monitored and improved if opportunities arise.
- 12 – 25 = **HIGH RISK** – Immediate action required. Work task should cease until complete removal of risk and extensive controls in place.

Initial Assessment carried out by: _____ ; Signature.....

Date.....

Checked By: _____ ; Signature.....

Date.....

Date of Review	Name	Signature
7-3-24	N. Bennett	
29-1-25	N. Bennett	
24-2-26	K. Brown	

The Needles – Landmark Attraction	Issue DA04	Date:- 24-2-26
GROUP INFORMATION PACK		Form No: N8019

ATTRACTIONS

CAROUSEL

NA5022

Appendix 2

HAZARD IDENTIFICATION SHEET

TASK – Use of carousel

COMPLETED BY – M Paul

	ACTIVITIES			
	Loading/unloading	Riding	Staffing	
H A Z A R D S	Slips trips and falls. Young riders Existing health problems, pregnancy, disability etc.	Fire Moving platform Mechanical failure Thrown/ejected items Horseplay Standing	Heat/sun/cold Slips and trips. Violence and aggression.	
Persons At Risk	Customers	Staff Customers Public	Staff	

The Needles – Landmark Attraction	Issue DA04	Date:- 24-2-26
GROUP INFORMATION PACK	Form No: N8019	





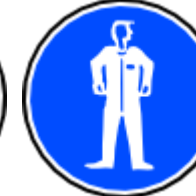



Activity	Hazard	Persons at Risk	Before Controls			Control Measures in Place	After Controls				Other Possible Considerations
			(a)	(b)	(c)		(a)	(b)	(c)	(d)	
Moving Carousel	Injury caused by unauthorised access to ride platform whilst in motion	Customers	4	3	12	<ul style="list-style-type: none"> Ride to be fenced off. Access by gate only. Operator always to observe whilst ride in motion. Staff training. 	4	1	4	L	
Mounting/riding horses	Falling off	Customers	4	3	12	<ul style="list-style-type: none"> Operator to assist in mounting where required. Staff training. Footplate to stand on. Small children to be accompanied by an adult. Warning Bell signifies start of ride. Dead mans switch. E Stop 	4	1	3	L	
Loading ride	Slips & Trips	Customers Staff	3	3	9	<ul style="list-style-type: none"> Walkway inspected for hazards. Colour difference in wood to show step up. Keep walkways clear, dry and free of obstructions. Staff training 	3	1	3	L	
Moving carousel	Falls from horses. Static and moving.	Customers	4	3	12	<ul style="list-style-type: none"> Staff instruction and observation. Customers must remain seated while ride in motion. Bell to warn of ride start. E Stop. Children under 5 to be accompanied by a supervising adult. Customers less able to be directed to static horses. Staff training. 	4	1	4	L	

The Needles – Landmark Attraction	Issue DA04	Date:- 24-2-26
GROUP INFORMATION PACK	Form No: N8019	

						<ul style="list-style-type: none"> Ride restrictions. 					
Moving carousel	Thrown or ejected items	Customers Staff Public	3	3	9	<ul style="list-style-type: none"> Staff training and observation. Initial verbal warning. Ride to be stopped and evacuated if behaviour persists. 	3	1	3	L	
Riding carousel	Exacerbation of existing illness, injury or medical condition. Pregnancy, Musculoskeletal etc	Customers	3	4	12	<ul style="list-style-type: none"> Staff training and observations. Ride restrictions signage. Access statement available. 	3	1	3	L	
Riding carousel	Mechanical failure	Customers Staff	4	2	8	<ul style="list-style-type: none"> Regular inspection and maintenance. Staff training. Dead mans switch and e stop fitted. Ride not to run until signed off by maintenance. 	4	1	4	L	

The Needles – Landmark Attraction	Issue DA04	Date:- 24-2-26
GROUP INFORMATION PACK	Form No: N8019	

Operation of carousel	Fire	Customers Public Staff	5	3	15	<ul style="list-style-type: none"> Regular inspection and maintenance. Staff training and observation. Emergency procedures. No flammable materials or waste stored nearby. No smoking in ride enclosure. 	5	1	5	L	
Staffing	Heat/sun/cold	Staff	3	3	9	<ul style="list-style-type: none"> Staff rotation. Shaded area available. Drinking water provided. PPE: Sun cream, hats & glasses available. Wet weather gear if required. 	3	1	3	L	
Staffing	Violence and aggression.	Staff	3	2	6	<ul style="list-style-type: none"> Staff training. Supervision. CCTV. Duty manager to handle complaints. 	3	1	3	L	
Operation of carousel	Ride speed	Customers	4	2	8	<ul style="list-style-type: none"> Staff training. Maintenance to set ride speed. Operator to run only at pre set speed. Supervision. 	4	1	4	L	

Personal Protection Equipment to be used for task.							
							
							



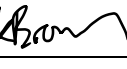
a = Severity of Risk: **b** = Likelihood of Risk **c** = Risk Rating: **d** = Evaluation

Risk Rating Between:

- 1 – 6 = **LOW RISK** - Very little action required other than verbal instructions during supervision.
- 8 – 10 = **MEDIUM RISK** - Control measures strictly monitored and improved if opportunities arise.
- 12 – 25 = **HIGH RISK** – Immediate action required. Work task should cease until complete removal of risk and extensive controls in place.

Initial Assessment carried out by: _____ ; Signature.....
Date.....

Checked By: _____ ; Signature.....
Date.....

Date of Review	Name	Signature
7-3-24	N. Bennett	
29-1-25	N. Bennett	
24-2-26	K. Brown	

The Needles – Landmark Attraction	Issue DA04	Date:- 24-2-26
GROUP INFORMATION PACK	Form No: N8019	

ATTRACTIONS

DINO JEEPS

NA5025

Appendix 2

HAZARD IDENTIFICATION SHEET

TASK – Dino Jeeps – Operational.

COMPLETED BY – M Paul

	ACTIVITIES			
	Operating ride	Riding in jeeps	Maintenance & charging	
H A Z A R D S	Sun/heat	Collision with public or property.	Electric shock	
	Manual handling	Collision between jeeps.	Fire/explosion	
	Slips, trips	Collision between jeeps and riders (when out of jeep)	Sun/heat	
	Violence and aggression	Injury through misadventure	Manual handling	
	Collision with staff	Injury to younger riders	Slips, trips	
		Roll back of jeeps		
		Malfunction		
		Entanglement & Entrapment		
		Intoxication		
		Crush/impact from scenery		
Persons At Risk	Staff	Customers Staff	Staff	

The Needles – Landmark Attraction	Issue DA04	Date:- 24-2-26
GROUP INFORMATION PACK	Form No: N8019	

Activity	Hazard	Persons at Risk	Before Controls			Control Measures in Place	After Controls				Other Possible Considerations
			(a)	(b)	(c)		(a)	(b)	(c)	(d)	
Charging of jeeps	Electric shock	Staff	4	3	12	<ul style="list-style-type: none"> Charging to take place in locked shed. Trained staff only. Designated chargers with over-volt protection. Charge according to manufacturer's guidelines. Annual pat testing. Not to be plugged in when wet. 	4	1	12	L	
Charging of jeeps	Fire/explosion	Staff	5	3	15	<ul style="list-style-type: none"> Charging to take place in locked container. Trained staff only. Extinguisher in charging area. Designated chargers with over-volt protection. Charge according to manufacturer's guidelines. Annual pat testing. Not to be plugged in when wet. 	5	1	5	L	
Operation of jeeps	Sunburn/sunstroke.	Staff	3	4	12	<ul style="list-style-type: none"> Shade provided. Sunscreen and sunhats provided. Regular breaks. Drinking water available. 	3	2	6	L	

The Needles – Landmark Attraction	Issue DA04	Date:- 24-2-26
GROUP INFORMATION PACK	Form No: N8019	





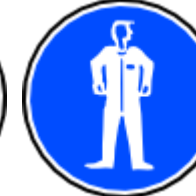



Operation of jeeps.	Slips trips and falls.	Staff Public	3	3	9	<ul style="list-style-type: none"> • Good housekeeping. • Level surface for track and loading area. • Daily cleaning and checks. • Staff training. 	3	2	6	L
General use and maintenance of ride	Crush/impact injuries from falling scenery/dinosaurs	Staff Public	4	3	12	<ul style="list-style-type: none"> • Dinosaurs/scenery to be securely fixed to walls/floor. • Daily checks. 	4	1	4	L
Riding in jeeps	Entanglement/entrapment	Public	3	3	9	<ul style="list-style-type: none"> • `No loose clothing or articles. • Hands and feet inside jeep at all times. • Operator speech. • Ride rules signage. • Trained staff. • Staff observation. 	3	1	3	L
Riding in jeeps.	Injury from intoxication	Staff Public	3	3	9	<ul style="list-style-type: none"> • Prevent access to those who appear intoxicated. • Operator speech. • Ride rules signage. • Trained staff. • Staff observation. 	3	1	3	L
Riding in jeeps	Collision between jeep and riders	Public	4	3	12	<ul style="list-style-type: none"> • Riders to remain seated at all times. • Slow speed of jeeps. • Ride rules conveyed verbally and via signage. • Staff observation. • Safety bumpers on jeeps. 	4	1	4	L

The Needles – Landmark Attraction	Issue DA04	Date:- 24-2-26
GROUP INFORMATION PACK	Form No: N8019	

						<ul style="list-style-type: none"> • Remote control to disable jeeps. 					
Riding in jeeps	Injury through misadventure	Public	4	3	12	<ul style="list-style-type: none"> • Age and height restrictions enforced. • Ride rules conveyed verbally and via signage. • Staff observation. • Safety bumpers on jeeps. • Remote control to disable jeeps. 	4	1	4	L	
Riding in jeeps	Injury of younger riders through failing to understand instructions.		4	4	16	<ul style="list-style-type: none"> • Adult to accompany riders under 106cms. • Age and height restrictions enforced. • Ride rules conveyed verbally and via signage. • Staff observation. • Safety bumpers on jeeps. • Remote control to disable jeeps 	4	1	4	L	
Riding in jeeps.	Collision with public or property.	Staff. Public.	3	4	12	<ul style="list-style-type: none"> • Track area fully enclosed by safety fencing. • Only riders to be allowed access. • Gate to be closed behind riders. • No spectators inside fencing. • Staff observation. 	3	1	3	L	

The Needles – Landmark Attraction	Issue DA04	Date:- 24-2-26
GROUP INFORMATION PACK	Form No: N8019	

						<ul style="list-style-type: none"> • Remote control to disable jeeps. 					
Riding in jeeps	Collision between jeeps.	Public	3	4	12	<ul style="list-style-type: none"> • Slow speed of jeeps. • Ride rules conveyed verbally and via signage. • Staff observation. • Safety bumpers on jeeps. • Remote control to disable jeeps. 	3	1	3	L	
Riding in jeeps.	Jeep rolling back if stopping on incline.	Public	3	4	12	<ul style="list-style-type: none"> • Staff training & observation. • Ride rules verbalised and displayed via signage (no stopping). • Remote control to disable jeeps. • Procedures. 	3	2	6	L	
Riding in jeeps	Injury from jeep malfunction	Public	4	3	12	<ul style="list-style-type: none"> • Regular inspection and maintenance by competent staff. • Daily, weekly & monthly checks in line with manufacturers guidelines. 	4	1	4	L	
Storage of jeeps	Manual handling injury	Staff	3	4	12	<ul style="list-style-type: none"> • Manual handling training. • Jeeps to be stored in shed at ground level. • Trained staff to manoeuvre. • No lifting necessary. 	3	2	6	L	

Personal Protection Equipment to be used for task.							
							
							

a = Severity of Risk: b = Likelihood of Risk c = Risk Rating: d = Evaluation

Risk Rating Between:




- 1 – 6 = **LOW RISK** - Very little action required other than verbal instructions during supervision.
- 8 – 10 = **MEDIUM RISK** - Control measures strictly monitored and improved if opportunities arise.
- 12 – 25 = **HIGH RISK** – Immediate action required. Work task should cease until complete removal of risk and extensive controls in place.

Initial Assessment carried out by: _____ ; Signature.....

Date.....

Checked By: _____ ; Signature.....

Date.....

Date of Review	Name	Signature
7-3-24	N. Bennett	
29-1-25	N. Bennett	
24-2-26	K. Brown	

The Needles – Landmark Attraction	Issue DA04	Date:- 24-2-26
GROUP INFORMATION PACK		Form No: N8019

THE NEEDLES ACCESS STATEMENT

(Obtained from our web site and any till point on site)

The Needles Landmark Attraction is committed to the Equality Act and as such, will endeavour to meet the requirements of all our guests. Due to the physical nature of the site certain devices at The Needles Landmark Attraction can be physically demanding. Therefore, we will endeavor to make adjustments to meet all requirements. Please contact us and discuss your requirements prior to your visit or upon arrival.

This guide has been designed to assist our disabled guests to ensure that you have a safe and fun packed day out.

We want all our guests to get the most out of the park and enjoy as many of our rides and attractions as possible.

This guide has been produced to give you a realistic picture of our rides and attractions, detailing access issues, and ride requirements.

Hopefully this, along with general ride requirements detailed on signage at the rides, will enable you to assess your own abilities and make an informed decision about which rides and attractions you are able to, or wish to use.

All staff at The Needles are happy & trained to assist all our customers with their requests whilst on site.

All public areas of the site (except for some rides & the beach) are accessible to wheelchair users. The physical nature of the site results in some steep slopes which may need to be negotiated with care. Please speak to a member of staff if you require assistance.

There are 14 designated parking bays clearly marked next to the site main entrance, available to blue badge holders only. For those customers arriving via coach, the coach drivers are permitted to stop whilst passengers disembark and embark on the main roundabout at the entrance.

There are two accessible toilets along with accessible baby changing rooms on site, one next to Marconi's bar and the other situated next to the Carousel.

There are printed copies and large print copies of the glass studio and sweet manufacturing demonstrations available upon request.

The Needles – Landmark Attraction	Issue DA04	Date:- 24-2-26
GROUP INFORMATION PACK		Form No: N8019

THE NEEDLES RIDE INVENTORY (ACCESS)

1. **The Chairlift** is an open two-seater continually moving ride and therefore may not be accessible to all wheelchair users. Persons with the following medical conditions are advised not to ride on the chairlift:

Motion sickness

Heart Condition

Epilepsy

Neck/Back disorders

Fear of heights

Some people with visual impairments may require someone to accompany them to use the chairlift in order to assist with embarkation and disembarkation. Please enquire at the chairlift for accessibility. When using the chairlift please notify the staff of any requirements or assistance which you may require in order to use the ride safely and we ask that all customers observe the following instructions:

- Listen to the instruction given by the operator.
- Look behind you and sit straight down with your arms in and head back.
- When the attendant has lowered the safety bar place your feet on the footrest and hold on.

Babies must be in a front facing harness. Please note: (You must provide your own harness)
Children under 1.4 metres must be accompanied by an adult (18+).

2. **The Carousel** is a traditional single horse round-about.

There are 2 steps onto the carousel.

You are also required to hold on to the horses, so you must be able to grip.

When riding the carousel please make sure you sit still and hold on tight.

Babies must be in a harness to ride. Children under 5yrs must be accompanied by an Adult over 18. The Adult **must** sit behind the child on the same horse. There are a limited number of static horses which may be more suitable for young or less able riders.

Please enquire at the carousel if you wish to discuss your requirements. We advise that customers with the following medical conditions do not ride the Carousel: High blood pressure, any heart conditions, epilepsy, back or neck problems, motion sickness

The Needles – Landmark Attraction	Issue DA04	Date:- 24-2-26
GROUP INFORMATION PACK		Form No: N8019

3. **Dino Jeep Safari** is a ride for children aged 4-12 Younger children may ride when accompanied by an adult but must be over 86cm in height. The driver will need to be able to sit, grip the steering wheel and use the right foot to operate the pedal. Each jeep consists of 2 seats. The front seat is for the driver, and the rear seat is only to be used by an accompanying adult, who will be able to control the jeep for younger riders. There is an element of climbing involved to alight and disembark. When riding the jeeps please ensure that you remain seated, keeping your hands and feet within the car at ALL times. Not suitable for people who suffer from back or neck problems, epilepsy, or for pregnant women.

4. **The Tea Cup Ride** is a moving spinning ride. Access to each cup is via 3 steps & involves stepping in to the cup. If you wish to spin the ride, you must be able to grip your hands.

Children under 5 must be accompanied.

Please enquire at the ride.

We advise that customers with the following medical conditions do not ride the Tea Cups: High blood pressure, any heart conditions, epilepsy, back or neck problems, motion sickness or pregnant women

4. **Jurassic Golf** is an adventure golf set in and around a wooded area on uneven ground. This attraction is suitable for people who can grip, and there are also a few steps throughout the course. Please enquire about access at the Jurassic Golf. We ask that all customers refrain from throwing golf balls and do not swing your golf club around.

5. **4D Cinema** is a theatre attraction, which shows short films in 4D. The cinema consists of 36 standing spaces and 1 wheelchair space. There is an element of climbing involved as the theatre is tiered. You must be able to stand unassisted as you are leaning against a pad which will also vibrate. Anyone who suffers with a heart condition, epilepsy (due to lights & effects), back problem or high blood pressure, and pregnant women, are advised not to enter the 4D experience.

To get the best of our 4D Cinema, the area is compact, if you have a fear of confined spaces please contact us for more info.

You must be over 4 to enter this attraction.

The Needles Landmark Attraction welcome any feedback, see our Website for details or speak to a member of staff on site.

Thank you for showing an interest in The Needles Landmark Attraction, should you have any questions or would like to make a booking please call our friendly reservation staff on the numbers printed on the front of the pack.